

Signature 2023 (18.6.8) Readme

Release Version: 2023 (18.6.8g813)


Release Date: November 2023

- [Signature Installation \(page 1\)](#)
- [Compatibility \(page 2\)](#)
- [Incompatibility \(page 2\)](#)
- [Installation Notes \(page 4\)](#)
- [Bug Fixes \(page 6\)](#)
- [New Features \(page 10\)](#)


Signature Installation


IMPORTANT: You must be on the Microsoft Dynamics GP October 2023 (18.06.1685) release, or U.S. Year-End Tax Update 2023 (18.06.1695) release, before installing Signature 2023. You can verify version information by checking the About Microsoft Dynamics GP window. If you are not on this version, do not install Signature .

You can upgrade to Signature 2023 from Signature 2018 R4 or higher. You can verify version information by checking the About Microsoft Dynamics GP window. If you are not on this version, do not install Signature.

 Registration keys need to be updated after upgrading to Signature 2023.


Signature is compatible with the new Microsoft Dynamics GP multi-tenant implementation feature and can be installed on any Microsoft Dynamics GP system database. However, the following Signature products cannot be installed on multiple system databases on the same server: Customer Portal, TimeTrack Excel Client, and MobileTech.

 The size of the SQL log file is no longer shrunk during the installation and upgrade processes. You must have enough available disk space to accommodate SQL log growth of more than at least three times the size of your company database.

 **IMPORTANT:** For data integrity, all service invoice batches need to be posted prior to upgrading.

SSRS reports are deployed to a new Signature folder location, such as Signature Service, Signature Job Cost, etc.

- **If you have any modified reports**, you may need to redo your changes if the core report has been updated with this release. By having both versions available, you will be able to compare your modified reports with the updated reports to determine if you need to modify the report(s) in the Signature location. You can manually remove the WennSoft folders when you are done.
- **If you have custom reports**, you will need to update the path location in the WSRepts table.

 **CAUTION:** Do not set up identical sequential NEXT Numbers for Inventory, Payables, and Payroll transactions in Microsoft Dynamics GP Setup. This will cause issues if you have transactions with the same document number on the same service call. In addition to deleting the specific transaction, the other transactions will also be deleted, causing Service to be out of balance. We recommend using a prefix for Next Numbers like IV000001. Using unique prefixes will prevent the identical Next Number issue.

New Signature users should refer to the *Signature Installation and Upgrade*¹ guide for installation instructions.

Compatibility

To find a complete list of system requirements across all the Signature modules, please refer to the Signature System Requirements document found on the Product Download page on Signature Resources at <https://www.wennsoft.com/wsportal/product-downloads>.

Signature 2023 is compatible with the following:

- Microsoft Dynamics GP October 2023 (18.06.1685) release, or U.S. Year-End Tax Update 2023 (18.06.1695) release
- Dexterity 18.00.0028.000
- Alternate Window and Report Manager 2023
- eOne SmartConnect 21.1.0.1155
- eOne SmartList Builder 18.05.0054
- Signature Equipment Management 2023 (18.6.8g806)
- Signature Product Registration
- eTimeTrack Web Service 2018 R6 (18.04b06g626)
- Job Import 16.1.3
- Excel TimeTrack Client 16.0.1.8
- SmartConnect Integration Manager 2023

MobileTech

- For additional compatibility information, see the MobileTech 2023 (9.5) readme documentation.

Schedule

- For additional compatibility information, see the Schedule 2023 (6.0) readme documentation.

Signature Agent

- Signature Agent 2.5

Portals:

- Portal Web Service 16.0.01.05
- Portal Security 16.0.01.08
- Portal SMS Integration 18.2.1
- Customer Portal website application 16.0.1.01

Incompatibility

The following features in Microsoft Dynamics GP are not supported in Signature:

- RM Receivable Voiding process is not compatible with posted Signature invoices (created in Service Management, Job Cost, or Equipment Management).
- Scheduled Payments functionality in Receivables.
- Batch Service Invoicing does not support payment terms.
- Lockbox
- When using the Payables Transaction Entry Distribution window, for Service Management or Job Cost transactions, you cannot use a Distribution Type of CASH, PAY, or UNIT.
- Multi-bin Inventory
- Customer Combiner and Modifier
- Vendor Combiner and Modifier

¹ <https://wennsoft.atlassian.net/wiki/spaces/1806b08/pages/8160713/Installation+and+Upgrade>

- Pay Code Start and End Dates
- The Professional Services Tools Library that is included with Microsoft Dynamics GP modifies or combines data within GP. The data is not changed within Signature. Using the Professional Services Tools Library, you could modify, change, or delete things that can never be fixed. There is no UNDO button.
- We do not test our Signature solutions for compatibility with Microsoft Dynamics GP Project, Field Service, or HR Payroll.
- Using Letter Writer Assistant to merge data from Microsoft Dynamics GP to Microsoft Word's Mail Merge
- Copying of purchase orders using Copy PO function
- Purchase order returns with serialized inventory items
- Date Effective Tax Rates
- Allowing summary-level tax edits
- Specifying tax details for automatic tax calculations in Company Setup is not supported.
- Calculating tax rebates
- Calculating taxes in General Ledger
- Merging trade discounts and markdown distributions in Sales
- Merging trade discounts and markdown distributions in Purchasing
- Calculating terms discount before taxes
- Promotional and free items
- Service transactions using accounts set
- Transaction batches with a frequency other than single-use
- Payables recurring batch / entering cash receipts assigned to a job in a recurring batch
- Pay Code Modifier
- Automatic Overtime payroll option
- PO Tolerance - shortages
- Intercompany fixed asset transfers
- Editing Payroll history records
- Purchase order receivings with shipments followed by invoice match when the tax is included with the item price.
- Microsoft added a cost warning in Microsoft Dynamics GP 2010 and 2013 for cost variances. If you invoice a single shipment using more than one invoice and the costs of those invoices differ, you will get a warning that your costs don't match. Posting updates the total quantity of the purchase receipt with this cost and your inventory and general ledger will not balance. You can proceed with the transaction, save it to a batch, or delete it. Only this warning is new, this is not a change to functionality. For more information about this warning, see the Dynamics GP Support and Services Blog.
- Assigning suggested sales item to an item
- Analyzing suggested sales items
- Using document attachments in Payables Management transactions such as payables invoice, payables finance charge, payables miscellaneous charge, and payables credit memo.
- Purchase requisitions
- Payroll Timecard workflow (introduced in Microsoft Dynamics GP 2013 R2)
- The Self-Service role, in the Select GP Home Page window off the Customize Home Page window, is not compatible with accessing TimeTrack's Time Card Entry window.
- Procurement and Time Management content areas in the Customize Home page window.
- Using the Report Assignments window to assign Signature SRS reports to print from specific transaction windows.
- When copying journal entries from Excel and pasting them into the General Ledger transaction entry window, the account entries, debits, and credits come through, but you will need to enter the Signature information manually.
- Workflow for SharePoint
- The *Warn if vendor has existing purchase order* option is not compatible with the Contract Agreement window in Job Cost.
- Project Level Invoicing does not support multi-currency or payment terms with discounts.

Additional Product Incompatibilities

In general, Signature products may not be compatible with Microsoft Dynamics GP's additional products. The following products do not support Signature transactions:

- Sales Order module - SOP returns from invoice documents in Service Advantage
- PO Generator

Installation Notes

- This product is installed using the Signature installation wizard. All users must log out of the system before you begin the installation. To open the installation wizard, download and launch the application file on the server. On the Select to Install or Upgrade window, select to upgrade Signature products. Run the Server and Client installation. Run the Client Only installation on all additional clients after upgrading the server. For complete installation instructions, refer to the *Signature Products Installation, Upgrade, and New Features* guide.
- DO NOT remove WennSoft from the **DYNAMICS.SET** file at any time during the installation.
- For a successful upgrade, do not attempt to process more than 10 company databases at the same time in Signature Utilities.
- SQL Reporting Services (SSRS) are 64-bit compatible.
- Signature SSRS reports do not support SharePoint Integrated – Report Server Mode.
- If your company will be using an SSL with HTTPS, you will need to install the latest Signature Registration app. This is compatible with TLS 1.2 Protocols. For more information, see [Enable Signature Registration Keys](#)² in the *Signature Installation and Upgrade Guide*.

IMPORTANT:

- **Prior to upgrading Signature:**
 - **Refrigerant Tracking Leak Rate Analysis:**
 - Make note of the Refrigerant Tracking Leak Rate Analysis Method that you are using in the Signature Service Options Setup window. After upgrading, verify in this window that your setup option is still correct. The form procedure GetRefrigerantLeakRateMethod has been updated to reference Record 2 instead of Record 1. SMS-1366
 - Refrigerant Tracking leak rate calculation has been updated to use the refrigerant released value entered in the Accidentally Released field. Previously, the calculation used the Refrigerant Added value. See [Refrigerant Tracking](#)³ and [Choosing Service Options](#)⁴. SMS-1971
- **After upgrading Signature:**
 - **MobileTech users:** You will need to upgrade to MobileTech 9.0.
 - **Schedule users:** You will need to upgrade to Schedule 5.0.
 - **MobileTech and Refrigerant Tracking users:** After upgrading, for the Refrigeration Equipment Type 6 to be available in MobileTech, you will need to refresh lookups in MobileTech Admin (MobileTech Admin > Tools > Refresh Lookups) and have technicians sync their devices.
 - **Service Quick Connect SmartList users:** After upgrading, you will need to delete and reimport the Service Quick Connect SmartList. We've updated the Quick Customer to use WSRReserved_CB9 in the SV00100 table. SMS-1604

During an upgrade:

 - If MobileTech is not present, all values from UDF3 will move to UDF9
 - If MobileTech is present and WsMobileTechOptions UseFieldInvoicing is False, all values from UDF3 will move to UDF9.

² <https://wennsoft.atlassian.net/wiki/spaces/1806b08/pages/8160727/Enable+Signature+Registration+Keys>

³ <https://wennsoft.atlassian.net/wiki/spaces/1806b08/pages/8160845/Refrigerant+Tracking>

⁴ <https://wennsoft.atlassian.net/wiki/spaces/1806b08/pages/8161655/Choosing+Service+Options>

-
- If MobileTech is not present and WSMobileTechOptions UseFieldInvoicing is True, no changes will be made.
 - **TimeTrack users export data to a 3rd party payroll module:** We've updated the Exporting TimeTrack Data process so that the commit process is now run before exporting the file. Transactions that had errors and were not committed (and still in table WS10702) are removed from table WS50000. See [Exporting TimeTrack Data to a Third-Party Payroll Module](#)⁵.
 - **SmartConnect users:**
 - The Signature 2018 R5 release requires SmartConnect nodes to be re-installed, as parameter and node logic are often modified as part of a product update. If you have custom SmartConnect nodes created for you by WennSoft, you'll need to work with your Customer Success Manager to schedule an update of custom nodes, as part of your upgrade process.
 - To provide more precise descriptions for errors returned when using a SmartConnect node, you will need to set up Read Access to the SmartConnect database for the user that was set up to run the integrations. In SQL Server Management Studio, the user needs to be mapped to SmartConnect and to have at least the **db_datareader** Database Role Membership. SMS-477
 - **Deprecation Note:**
 - A new Job Close window has been added with Signature 2018 R4. To this end, we will deprecate the original Job Close window. The Signature 1804b06 release was the final version for the legacy Job Close window.
 - Process Service Invoicing has been deprecated across two Signature releases: 2018 R3 and 2018 R4. We will make no changes to the base feature for this reason. Any critical defects identified in this feature will have to be handled as hotfixes, as needed. Our new Service Batch Invoicing process is replacing Process Service Invoicing. The Signature 1804b06 release was the final version for the Process Service Invoicing window.
 - **Add-on-the-fly functionality has been conditionally removed from the Transfer to Job process.** Based on customer feedback, add-on-the-fly functionality in the Transfer to Job window is now disabled. While this feature is disabled, SMS users will no longer be able to add Jobs and/or Job Cost Codes via the Transfer to Jobs window. If you require this functionality, it can be re-enabled by adding the following line to the Dex.ini file found in the Data folder of your Microsoft Dynamics installation. *EnableTransferToJobCreateJob=TRUE*
 - **After upgrading or installing, update the dex.ini to include REVALJEINDETAIL=TRUE** so that purchase price variance entries are created in detail. 23366
 - **Beginning with Signature 2018**, the email paging function has changed to use WennSoft's communication platform.
 - **If you are using Job Cost and will be switching to the Revenue Performance Obligations revenue method**, you can't create fixed change orders on cost plus jobs.
 - **For SM document attachments to be written to a physical file location**, WRITE permission must be given to the folder(s) where the attachments will be copied to for all users, MobileTech and Service Management, who will be attaching files. In addition, the path to where the attachments are to be stored needs to end with a backslash. 21559, 21564, 22021
 - **We strongly advise against the practice of saving invoices with committed costs to batches**, as this may result in posting issues. When an invoice with committed costs is saved in a batch, the invoice distributions are NOT recalculated when the purchase order costs are received.
 - **Signature Portal users only** – If any modifications have been made to your portal websites, you must make a copy of your modifications BEFORE upgrading your Signature portal(s). Your modifications can be recreated after the upgrade is complete.
 - **If you intend to use Job Appointments and you also use TimeZone views in Service Management, your users must use the Alternate Customer Maintenance window to set up GP Customers and Addresses/ Locations.** Failure to use the Alternate Customer Maintenance window will result in job appointments not being properly displayed in Schedule. JC-96

⁵ <https://wennsoft.atlassian.net/wiki/spaces/1806b08/pages/8161961/Exporting+TimeTrack+Data+to+a+Third-Party+Payroll+Module>

- **For users who post service invoices with committed costs prior to posting the receiving transactions batch.** When you are ready to post the purchase order batch, you will need to recalculate the transaction distributions to avoid any posting discrepancies. To recalculate the receivings transaction distributions:
 - a. Go to *Transactions > Purchasing > Purchasing Batches*.
 - b. Select the **Batch ID** and then select *Transactions*.
 - c. In the Receiving Transaction Entry window, select **Receipt No.**
 - d. Select *Distributions*.
 - e. In the Purchasing Distributions Entry window, select *Default*.
 - f. Select *Yes* to reset to clear the existing entries and restore the default distributions.
 - g. Select *OK* and then select *Save*.

Sample Data

Sample data can be installed for Job Cost and Service Management as part of the Fabrikam lesson company. Sample data can only be installed on a new installation of Fabrikam. If you have an existing installation of TWO, Inc. and the Fabrikam lesson company with sample data, we recommend that you upgrade your existing data.

Miscellaneous

- Immediately after installing Signature, exit, and restart Signature Utilities before attempting to import any data.
- When installing or upgrading on Microsoft SQL Server, we recommend that you stop and restart the server when the installation or upgrade is complete.
- Extended pricing is not supported for expense and travel transaction types through time entry in TimeTrack, TimeTrack Excel Client, and MobileTech.

Bug Fixes

The following issues have been fixed:


Service Management

Case #	Description
SMS-239, SMS-2184	Payment term discount amounts are now calculated and a distribution under the type of AVAIL is created if the setup option Track Discounts Available in GL in Receivables Management Setup is marked. This is for service and job cost invoices. This does not apply to Trade discounts.
SMS-1449	In the Location window, users are now prompted to save or discard when looking up a different location with the lookup button.
SMS-1554	Fixed an issue where the Renew button is active when attempting to renew a contract when fiscal periods are not set up.
SMS-1753	The CUSTNMBR and ADRSCODE fields are now populated in the WSDOCS table when an attachment is added to a service appointment.

Case #	Description
SMS-2076	We've fixed an issue where users were able to save a vendor item in the Mobile Purchase Order window after receiving an error message that indicates the vendor does not exist in the Vendor Master table.
SMS-2077, SMS-2187	When using the Relative Schedule setup option: <ul style="list-style-type: none"> When renewing a maintenance contract with modified task schedules, the dates are now created as expected. The system no longer freezes when attempting to renew a maintenance contract.
SMS-2094	When using Advanced Documentation's Copy File option, appointments are now saved as expected to an Appointments folder.
SMS-2111	When deleting a maintenance invoice batch, the maintenance invoices are rolled back out of tables sv00510 and SV00564. The table SV00500 is updated on the amount billed based on what was deleted from the RM table.
SMS-2112	If there are contracts that do not yet have billing amounts and the view is run, users will no longer receive a "Divide by zero" error message.
SMS-2116	When you have a contract on hold and you are creating MCC calls, calls are no longer created for the contract on hold. This occurred when the skill level on the tasks on the contract in SV_Contract_Task_MSTR (SV00582) table did not exist in the SV_Location_Technicians_MSTR (SV00215) table (also matching the customer number and address code from the contract).
SMS-2119	When using the Duplicate Equipment utility, the modified date and time is now updated as expected in the SV00400 table.
SMS-2120	The Mass Closing report now prints as expected when the report is assigned to any role for access.
SMS-2122	We've updated the SV_Language_ID for wsiSMSTaskCodes stored procedure so that when task codes are added using this stored procedure, the SV_Language_ID defaults to 0.
SMS-2126	We've made an adjustment to the Service WIP Reconciliation view so that unposted service general ledger transaction entries don't display in the UNPOSTED GL section since they aren't in the Service Subledger yet either. Previously, the system was showing a false out-of-balance that automatically corrected on posting because the amount was displayed in the General Ledger, but wasn't in the Subledger yet (because it was unposted).
SMS-2127	Users will now receive the correct error message when using SmartConnect if they have renamed the SmartConnect database.

Case #	Description
SMS-2152	Costs are now being backed out from the SV00300 table when re-opening a service call that was manually closed and the user chooses to rebill those costs. The costs from SV00701 are used to reduce the costs in SV00300.
SMS-2158	Duplicate service call numbers will no longer be returned when a second process calls the SQL procedure SMS_Get_New_Service_Call_ID within 10 ms of the first call. The SMS_Get_New_Service_Call_ID SQL stored procedure has been updated with the "WITH (UPLOCK)" added to the SV000062 select statement.
SMS-2161	We have enhanced the performance when saving a service call when there are many tasks and task responses attached to the service call.
SMS-2176	When running the Cost/Billing Check Links, the Billable_All field in SV00300 no longer includes Billable_Tax.
SMS-2177	The Master Contract Service History window now only shows the service calls attached to the customer in the window that also belong to the master contract.
SMS-2197	Purchase order numbers are no longer duplicated when the purchase order is created in Schedule.
SMS-2224, SMS-2363	When renewing a master contract logged into GP with a user that has a space or period in the name, an error message no longer displays.
SMS-2256	When using the Move Utility, customer attachments are no longer moved along with the location information.
SMS-2297	When multiple users are getting the next number at the same time, service invoice numbers are no longer duplicated.
SMS-2324	All items are now displaying when using the standard Microsoft Dynamics GP Purchasing Invoice Entry window and switching the views from Vendor Item to Item. This issue only occurred when Signature Job Cost was registered.
SMS-2332	When zooming on the SOP costs in the Service Invoice window, users will no longer receive a get/change operation error on table SOP_HDR_WORK if the customer number on a service call has an apostrophe and an SOP document is created for that call.

Job Cost

Case #	Description
JC-370	The Job Printable Notes report now includes the job appointment notes that are marked as printable.
JC-382	The Job Cost Audit Report has been updated to increase the Amount field size. The page footer was removed to increase the amount of data displayed on each page.
JC-487	Users can now create an for the Billable Retention amount. Previously, users received an error message stating the invoice amount exceeded the expected contract amount and were not able to save the invoice.
JC-493	The Job Type setup window now prompts you to Save or Discard if you select the "X" button in the top right corner of the window.
JC-495	Unposted fixed asset transactions are now showing in the Unposted Cost column on the Job Status window or on the Job Closing Preparation report.
JC-499	We've updated the Batch Recovery process so that if a batch being recovered relates to a job or service call, the batch will not post as part of the recovery process. These batches can be posted from the normal master posting.
JC-500	In the Job Close window, when entering a transaction date that is not within an open fiscal year, the validation error message now accurately reflects the issue.
JC-505	The Job Closing Preparation SSRS report now includes checks that are made in the Close Jobs window.
JC-514	<p>Unposted payments now display on the Job Cost Payables Aged Trial Balance SSRS report. The only cosmetic change to the report is the addition of the legend showing that unposted payments have a prefix of "***" in front of the payment number.</p> <div style="border: 1px solid yellow; padding: 5px; margin-top: 10px;"> <p> You will need to redeploy the Payables Aged Trial Balance.rdl to see these changes. For information on how to deploy an SSRS report, see Signature SSRS Report Setup⁶.</p> </div>
JC-537	When importing master cost codes to update existing codes using wsiJCCostCodesMSTRSETP from SmartConnect, users will no longer receive the error message "Cost Code Alias must be empty".
JC-553, JC-557	In the Transaction Level Billing and Project Transaction Level Billing windows, voided lines no longer display in the bottom scrolling window.

⁶ <https://wennsoft.atlassian.net/wiki/spaces/1806b08/pages/8160741/Signature+SSRS+Report+Setup>

TimeTrack

Case #	Description
TT-219	When you have a TimeTrack batch with only unbilled transactions and you either do not have Job Cost or Service Management setup, the committing of that batch now sends the transactions to Microsoft Dynamics GP Payroll.
TT-246	In the Time Card Batch Entry window, users will no longer receive an erroneous "Subquery returned more than one value" error message after selecting a batch.
TT-248	Email notifications are now working if the email setup is using Exchange with multi-factor authentication (MFA).

New Features

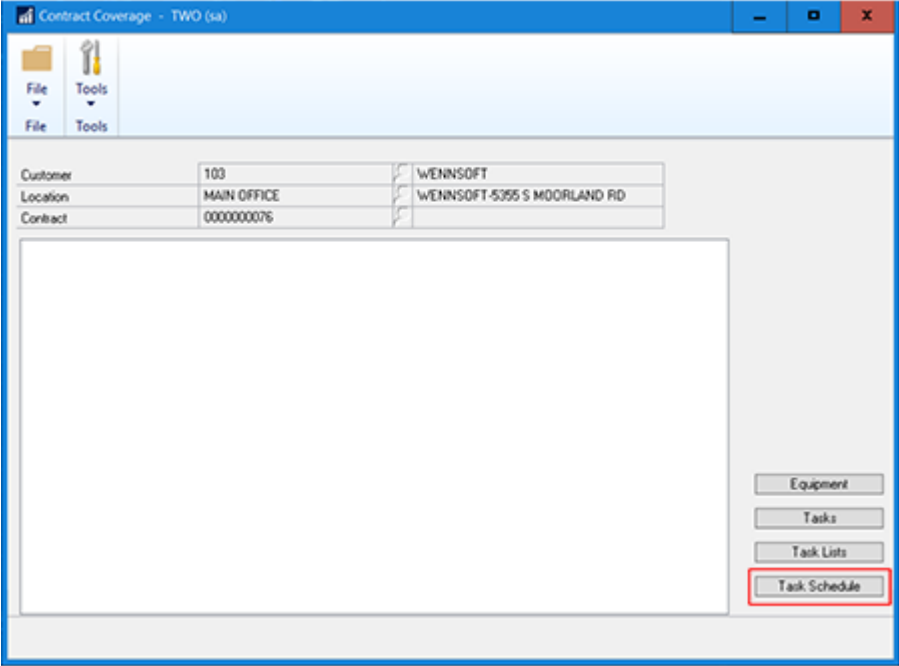
The following new features have been added to Signature:

Service Management

Case #	Description
SMS-2067	We've updated the ws_ServiceCallInvoice_dsInvoice stored procedure to include a QueryID column to each select list to help determine the part of a procedure that may not be working for a specific invoice.

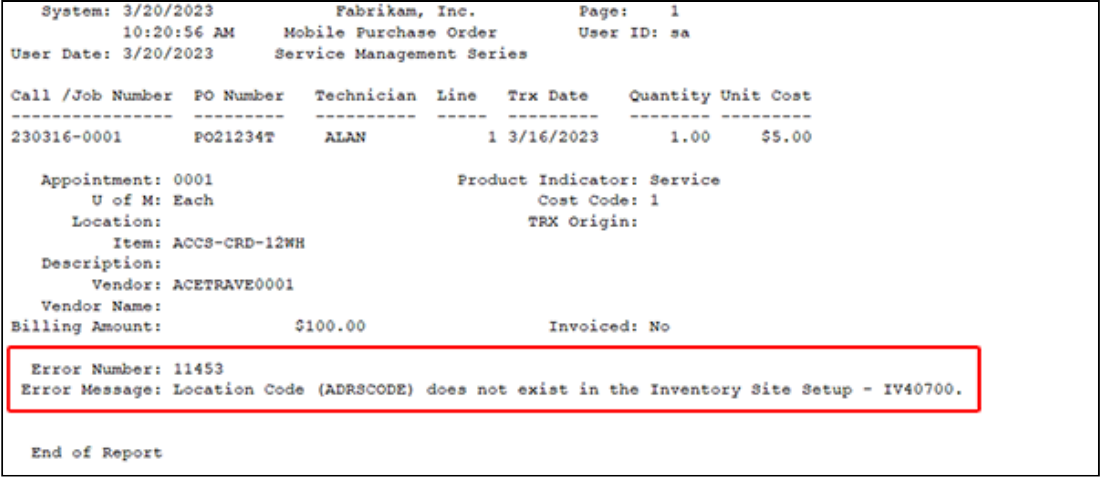
Case # **Description**

SMS-2147 You can now access the Task Schedule for a piece of equipment directly from the Contract Coverage using the new Task Schedule button. See [Using the Contract Coverage Window](#)⁷⁸.



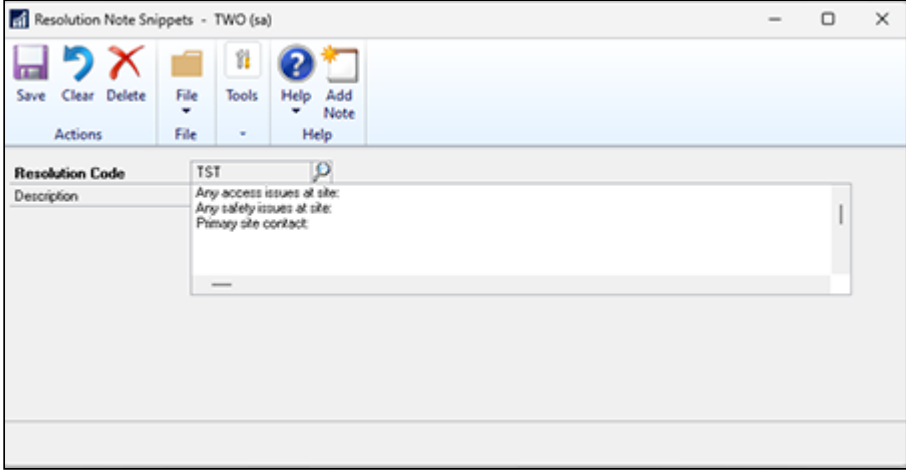
The screenshot shows a software window titled 'Contract Coverage - TWO (sa)'. It has a menu bar with 'File' and 'Tools'. Below the menu bar, there are fields for 'Customer' (103), 'Location' (MAIN OFFICE), and 'Contract' (000000076). To the right of these fields, there are checkboxes and labels for 'WENNSOFT' and 'WENNSOFT-5355 S MOORLAND RD'. A large empty rectangular area occupies the center of the window. On the right side, there is a vertical stack of buttons: 'Equipment', 'Tasks', 'Task Lists', and 'Task Schedule'. The 'Task Schedule' button is highlighted with a red rectangular box.

SMS-2151 On the Mobile Purchase Order Edit list, we've added Error Code and Error Message information. See [Process MobileTech and Schedule Purchase Orders](#)⁹¹⁰.



The screenshot shows a text-based report for a Mobile Purchase Order. At the top, it displays 'System: 3/20/2023 10:20:56 AM', 'User Date: 3/20/2023', 'Fabrikam, Inc.', 'Mobile Purchase Order', and 'Service Management Series'. Below this is a table with columns: 'Call /Job Number', 'PO Number', 'Technician', 'Line', 'Trx Date', 'Quantity', and 'Unit Cost'. The first row of data is: '230316-0001', 'PO21234T', 'ALAN', '1', '3/16/2023', '1.00', '\$5.00'. Further down, there are several fields: 'Appointment: 0001', 'U of M: Each', 'Location:', 'Item: ACCS-CRD-12MH', 'Description:', 'Vendor: ACETRAVE0001', 'Vendor Name:', 'Billing Amount: \$100.00', 'Product Indicator: Service', 'Cost Code: 1', and 'TRX Origin:'. At the bottom, an error message is displayed: 'Error Number: 11453' and 'Error Message: Location Code (ADRSCODE) does not exist in the Inventory Site Setup - IV40700.'. This error message is enclosed in a red rectangular box.

7 <https://wennsoft.atlassian.net/wiki/spaces/1806b08/pages/8160969/Using+the+Contract+Coverage+Window>
 8 <https://wennsoft.atlassian.net/wiki/spaces/1806b08/pages/8160969/Using+the+Contract+Coverage+Window>
 9 <https://wennsoft.atlassian.net/wiki/spaces/1806b08/pages/8160769/Process+MobileTech+and+Schedule+Purchase+Orders>
 10 <https://wennsoft.atlassian.net/wiki/spaces/1806b08/pages/8160769/Process+MobileTech+and+Schedule+Purchase+Orders>

Case #	Description
SMS-2172	The Service Call Lookup by Customer window now includes a column for the purchase order number. For more information, see Viewing Existing Service Calls ¹¹¹² .
SMS-2173	Resolution note snippets can now be created with more than one line. This text field is limited to 255 characters. See Setting Up Resolution Note Snippets ¹³¹⁴ . 
SMS-2174	When the service or job appointment description exceeds 50 characters, an appointment note is created. The note can be marked as Is Internal so that the note does not appear on any customer reports. The note subject is titled Description. The appointment note can be viewed in as an attached note. See Adding Service Appointments to Calls ¹⁵¹⁶ and Scheduling Job Appointments ¹⁷¹⁸ .
SMS-2183	We have removed the Archive Utility from Signature Utilities. It was determined that this may be data damaging when running Check Links after running the Archive Utility.
SMS-2334	The Service Manager window has been optimized to load faster after selecting the customer ID.
SMS-2335	The Service Call Lookup window performance has been updated to decrease the amount of time before users can select a service call.

11 <https://wennsoft.atlassian.net/wiki/spaces/1806b08/pages/8160855/Viewing+Existing+Service+Calls>

12 <https://wennsoft.atlassian.net/wiki/spaces/1806b08/pages/8160855/Viewing+Existing+Service+Calls>

13 <https://wennsoft.atlassian.net/wiki/spaces/1806b08/pages/8159457/Setting+Up+Resolution+Note+Snippets>

14 <https://wennsoft.atlassian.net/wiki/spaces/1806b08/pages/8159457/Setting+Up+Resolution+Note+Snippets>

15 <https://wennsoft.atlassian.net/wiki/spaces/1806b08/pages/8159695/Adding+Service+Appointments+to+Calls>

16 <https://wennsoft.atlassian.net/wiki/spaces/1806b08/pages/8159695/Adding+Service+Appointments+to+Calls>

17 <https://wennsoft.atlassian.net/wiki/spaces/1806b08/pages/8161195/Scheduling+Job+Appointments>

18 <https://wennsoft.atlassian.net/wiki/spaces/1806b08/pages/8161195/Scheduling+Job+Appointments>

Job Cost

Case #	Description
JC-171	When copying additional lines into an SOP order that is assigned to SOP billing, when the user selects Save, they are prompted that the Job Cost code distributions are incorrect. The user will need to go to the Signature SOP Transactions window to add the cost codes on the new lines.
JC-383	<p>We've updated the filters and sub-filters in the Close Job windows. See Closing a Job¹⁹²⁰.</p> <ul style="list-style-type: none"> In the Filter section, you can now select one or more filters (job, project, customer, and/or division) to limit the display of jobs available to close. Previously, you could only select to filter by one criterion. Additionally, you can use the percentage (%) wild card in any of the filter fields. For example, if you entered B% in the Job field, only jobs starting with B will display. In the Sub Filter section, you can now select to display only inactive jobs. You can also now enter an As Of Cost Posting Date to limit the jobs by the date of the last cost on a job.
JC-545	The Recreate Summary performance has been updated and now processes considerably faster.
JC-554	For the AIA Job/Project Invoice, we've increased the company name character length from 41 to 65 characters so that the AIA Invoice will print as expected for companies with a name that falls within the 65-character limit.

TimeTrack

Case #	Description
TT-105	We've updated the Exporting TimeTrack Data process so that the commit process is now run before exporting the file. Transactions that had errors and were not committed (and still in table WS10702) are removed from table WS50000. See Exporting TimeTrack Data to a Third-Party Payroll Module ²¹²² .

¹⁹ <https://wennsoft.atlassian.net/wiki/spaces/1806b08/pages/8161333/Closing+a+Job>

²⁰ <https://wennsoft.atlassian.net/wiki/spaces/1806b08/pages/8161333/Closing+a+Job>

²¹ <https://wennsoft.atlassian.net/wiki/spaces/1806b08/pages/8161961/Exporting+TimeTrack+Data+to+a+Third-Party+Payroll+Module>

²² <https://wennsoft.atlassian.net/wiki/spaces/1806b08/pages/8161961/Exporting+TimeTrack+Data+to+a+Third-Party+Payroll+Module>